

# Dimming Touch Ring RF Remote Control

Model No.: GR13-1-1, GR13-1-4, GR13-1-8

1, 4, 8 zone dimming/Touch color ring/Wireless remote 30m distance/AAAx2 battery

## Features

- Apply to single color LED controller.
- Ultra sensitive color adjustment touch ring.
- Each remote can match one or more receiver.
- AAAX2 battery powered.
- Optional two remote back holder, magnetic (factory default) / non-magnetic.
- Operate with LED indicator light.



GR13-1-1  
1 Zone Dimming



GR13-1-4  
4 Zones Dimming



GR13-1-8  
8 Zones Dimming

CE RoHS emc

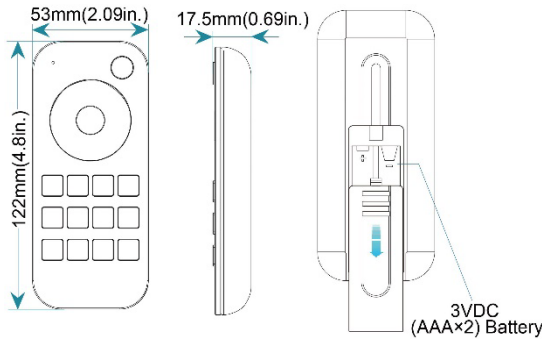
## Technical Parameters

Input and Output	
Output signal	RF(2.4GHz)
Working Voltage	3VDC(AAAx2)
Working current	<5mA
Standby current	<10µA
Standby time	1 year
Remote distance	30m(Obstruction-free)

Safety and EMC	
EMC standard (EMC)	TSI EN 301 489-1 V2.2.3 ETSI EN 301 489-17 V3.2.4
Safety standard(LVD)	EN 62368 1:2020+A11:2020
Radio Equipment(RED)	ETSI EN 300 328 V2.2.2
Certification	CE,EMC,LVD,RED

Environment	
Operation temperature	Ta: -30 °C ~ +55 °C
Packing	
Size	L140 x W60 x H26mm
G.W	0.088kg
Warranty	
Warranty	5 years

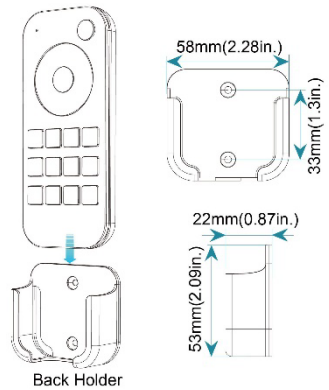
## Mechanical Structures and Installations



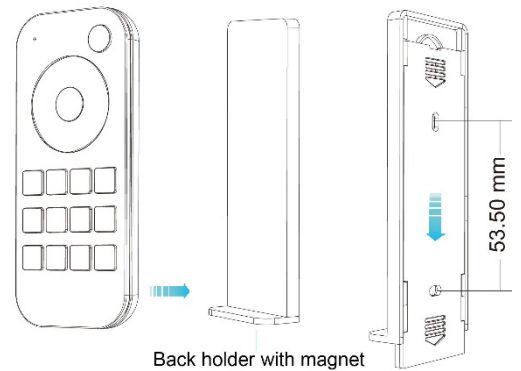
## Back holder

Two options are offered for selection, please fix the back holder on the wall with two screws, or adhere the back holder to the wall with pasteur.

### 1. Back holder without magnet



### 2. Back holder with magnet (The remote with built-in magnet)



## Operation

- When turn on light, the indicator display blue. when turn off light, the indicator display red.
- When touch the color ring, the indicator will display the same color.
- When press or touch operation is invalid (If the light is off), the indicator display red.
- To extend battery life, no touch or press key operation after a few seconds, the touch ring will enter sleep state, you need press any key to make touch ring quit sleep state.

## Match Remote Control (two match ways)

End user can choose the suitable match/delete ways. Two options are offered for selection:

### Use the controller's Match Key

Match:  
Short press match key, then press on/off key (single zone remote) or zone key (multiple zone remote) of the remote immediately.  
The LED indicator fast flash a few times means match is successful.

### Delete:

Press and hold match key for 5s to delete all match,  
The LED indicator fast flash a few times means all matched remotes were deleted.

### Use Power Restart

Match:  
Switch off the power, then switch on power, repeat again.  
Short press on/off key (single zone remote) or zone or zone key (multiple zone remote) 3 times on the remote immediately.  
The light blinks 3 times means match is successful.

### Delete:

Switch off the power, then switch on power, repeat again.  
Short press on/off key (single zone remote) or zone key (multiple zone remote) 5 times on the remote immediately.  
The light blinks 5 times means all matched remotes were deleted.



Key Function

GR13-1-1 1 zone dimming remote



- Turn on/off light.
- Touch to change brightness.
- Adjust brightness, short press 10 levels, long press 1-6s for continuous 256 levels adjustment.
- Small night brightness (10%).
- Turn off light after 30s, long press 2s will turn off light after 60s.
- 25%, 50%, 75%, 100% brightness.
- Short press recall the scene, long press 2s save current brightness into S1/2/3/4. the LED indicator display green when save OK.

GR13-1-4 4 zone dimming remote



- Short press turn on/off all zone light.
- Touch to change current zone brightness.
- Short press select and turn on zone light, long press 2s turn off zone light. Short press multiple zone key fastly, will select multiple zone synchronously.
- 25%, 50%, 75%, 100% brightness for current selected zone.
- Short press recall the scene, long press 2s save current state into S1/2/3/4. The LED indicator display green when save OK. 4 zone recall or save synchronously.

The remote can be used as 4 zone dimming remote or single zone 4 channel dimming remote.

**On/Off + 4:** Long press 2s set as 4 channel dimming remote, only match with one or multiple receiver of 4 channel, such as V4 or C4 controller.

**On/Off + 1:** Long press 2s set as 4 zone dimming remote, each zone match with one or multiple receivers. When set ok, the red indicator will light on longer.

GR13-1-8 8 zone dimming remote



- Short press turn on/off all zone light.
- Touch to change current zone brightness.
- Short press select and turn on zone light, long press 2s turn off zone light.
- Short press multiple zone key fastly, will select multiple zone synchronously.
- Short press recall the scene, long press 2s save current state into S1/2/3/4. The LED indicator display green when save OK. 8 zone recall or save synchronously.

Safety information

1. Read all instructions carefully before you begin this installation.
2. When installing battery, pay attention to the battery positive and negative polarity.
  - A long time without the remote control, remove the battery.
  - When remote distance becomes smaller and insensitive, replace the battery.
3. If no response from the receiver, please re-match the remote.
4. Gently handle remote, beware of falling.
5. For indoor and dry location use only.

